

San Rafael High School Counseling Services in 2008

In 2008, Bay Area Community Resources conducted an in-depth evaluation of our school-based counseling services, including the New Perspectives program in Marin and the Gateway program in West Contra Costa County. This report shows the counseling outcomes for your school.

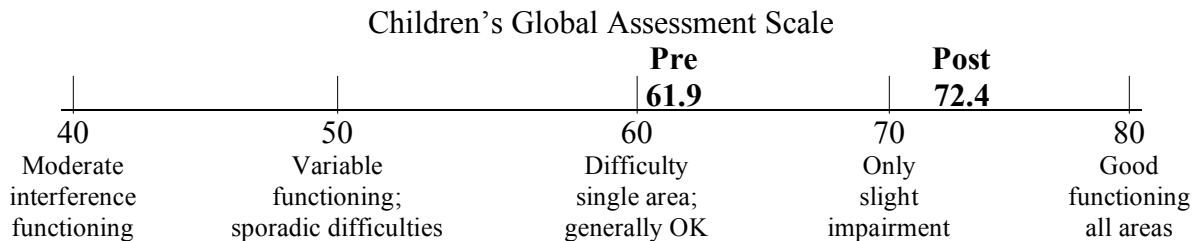
Key Findings

- ◆ 27 students participated in counseling 4 or more times, resulting in a treatment plan.
- ◆ Most students showed positive change on multiple measures.
- ◆ School staff or others who referred students to counseling saw positive change in a majority the students, usually “small positive change.”
- ◆ Most students said the counseling helped them.

Children’s Global Assessment Scale (CGAS)

This is a widely used, nationally standardized counseling scale that measures functioning in a variety of areas— e.g., emotions, behavior, or peer relationships at home or school. The score goes from 0 to 100, with 100 a positive score.

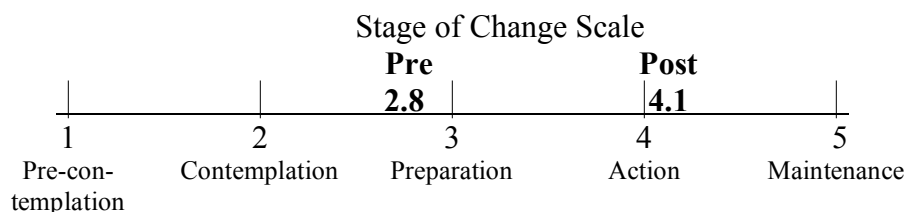
- ◆ The increase in the CGAS score from 61.9 on average at the beginning of counseling to 72.4 at the end was statistically significant ($p < .001$).
- ◆ 93% of clients had positive change, 7% no change.



Stage of Change Scale

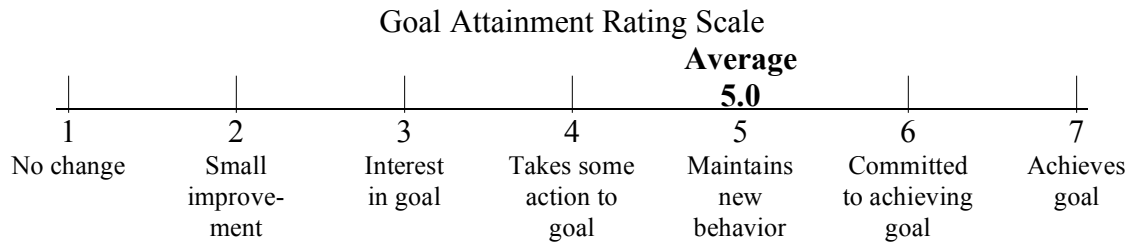
This scale measures client engagement in personal change. The score goes from 1 to 5, with 5 a positive score.

- ◆ The increase in the Stage of Change score from 2.8 on average at the beginning of counseling to 4.1 at the end was statistically significant ($p < .001$).
- ◆ 89% of clients showed positive movement in their stage of change, 11% no movement.



Goal Attainment Rating Scale

- ◆ Most clients had 2 or 3 counseling goals. The average Goal Attainment Rating was 5.0 on a 7 point scale, indicating clients maintain new behavior.
- ◆ Clients were rated on the positive end of the scale for 83% of the goals.
- ◆ “Interested” or contemplating change for 8% of the goals, and little or no movement for 7% of the goals.



Reasons for Referral

- ◆ Almost all students had 1-3 reasons for the referral.
- ◆ In most cases counselors focused the treatment on these same issues. In about a quarter of cases, counselors added other issues to the treatment goals after the assessment.
- ◆ In a small minority of cases, counselors substituted another issue as the primary treatment goal, because the assessment indicated a different underlying reason for the visible problem.

| Reasons for Referral | Percent of Reasons |
|-----------------------------|--------------------|
| Academic | 8% |
| Behavior at school | 48% |
| Affect | 12% |
| Family (known or suspected) | 20% |
| Violence and crime | 4% |
| Health | 8% |