

Tomales High School Counseling Services in 2008

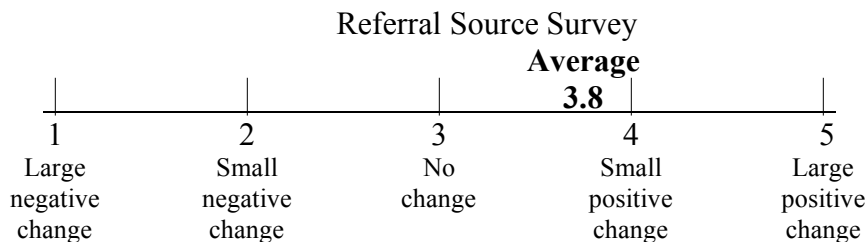
In 2008, Bay Area Community Resources conducted an in-depth evaluation of our school-based counseling services, including the New Perspectives program in Marin and the Gateway program in West Contra Costa County. This report shows the counseling outcomes for your school.

Key Findings

- ◆ 24 students participated in counseling 4 or more times, resulting in a treatment plan.
- ◆ Most students showed positive change on multiple measures.
- ◆ School staff or others who referred students to counseling saw positive change in a majority the students, usually “small positive change.”
- ◆ Most students said the counseling helped them.


Survey of People Who Referred Students to Counseling

- ◆ The average rating by the people who referred students to counseling was 3.8 on a 5-point scale, indicating that on average they saw small positive change in the students.
- ◆ People who referred students said they saw positive change in 78% of those students.

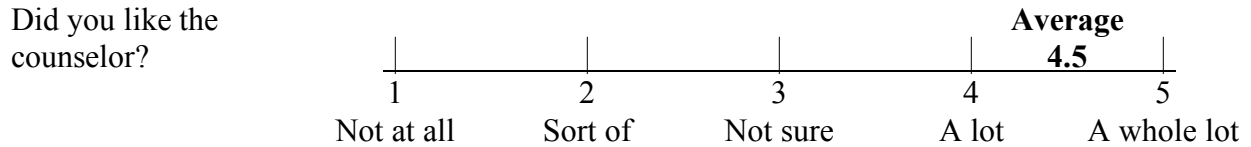
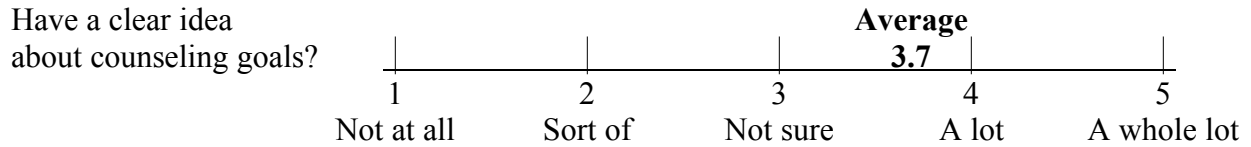


Client Survey

- ◆ We surveyed students in counseling. To protect confidentiality and help students be as objective as possible, students completed an anonymous survey, sealed it in an envelope, returned the sealed envelope to the counselor, and counselors submitted the sealed envelopes to their supervisor.
- ◆ The average ratings show that most students gave counseling positive marks.
- ◆ 73% of students said the counseling helped them.



Client Survey — continued



Reasons for Referral

- ◆ Almost all students had 1-3 reasons for the referral.
- ◆ In most cases counselors focused the treatment on these same issues. In about a quarter of cases, counselors added other issues to the treatment goals after the assessment.
- ◆ In a small minority of cases, counselors substituted another issue as the primary treatment goal, because the assessment indicated a different underlying reason for the visible problem.

| Reasons for Referral | Percent of Reasons |
|---|--------------------|
| Academic | 5% |
| Behavior at school | 11% |
| Alcohol, drug or tobacco use (known or suspected) | 14% |
| Affect | 35% |
| Family (known or suspected) | 14% |
| Health | 8% |
| Other | 14% |